TECNOTION

Coilunit :TL30 (TL24)
Magnetplate : 768mm

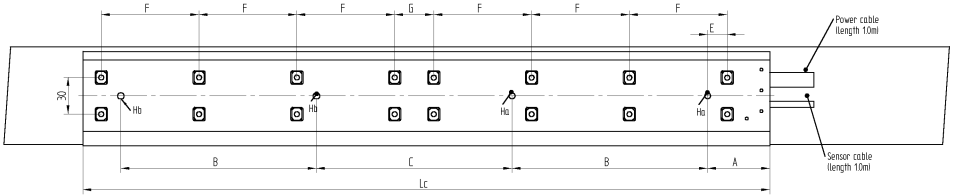

Coilunit :TL15 (TL12)
Magnetplate : 768mm

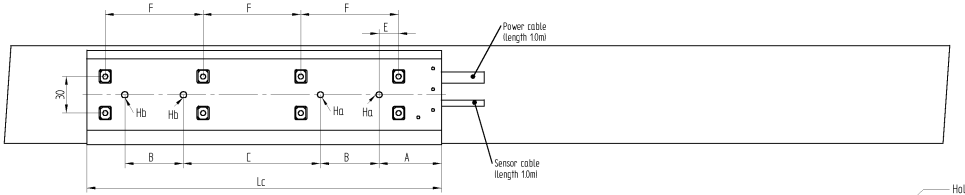

Coilunit :TL3 (TL6)
Magnetplate : 192mm

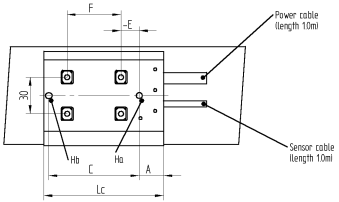



Magnetplate 192mm

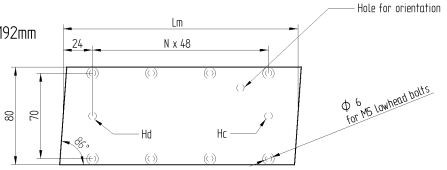

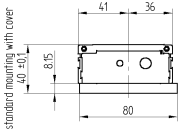

Dimensions of Coilunits	TL3		TL6		TL12		TL15		TL24		TL30	
	N	S	N	S	N	S	N	S	N	S	N	S
Lc	**98**		**146**		**244**		**290**		**468**		**562**	
A	20		25		54		51		54		51	
B	-		28		35		48		128		160	
C	74		60		90		112		128		160	
E	-15*		-12*		16		16		16		16	
F	44		92		64		80		64		80	
G	-		-		-		-		32		32	
# M5 (5 deep)	4		4		8		8		16		16	
# Ha 5F10	1		2		2		2		2		2	
# Hb =5F10	1		2		2		2		2		2	

* - means that the M5 hole lays behind the first positioning hole (Ha) viewed from the cable side of the

Dimensions of Magnetplates	192mm	288mm	768mm
Lm	192mm	288mm	768mm
N	3	5	15
# M5 bolts	8	12	32
# Hc 5F8	1	1	1
# Hd =5F8	1	1	1
Magnetplates can be butted together.			

= number of

TOLERANCE UNLESS OTHERWISE STATED
TOLERANCES TRIGG AMERIKI VERWALLI
DIMENSION ± 0.1
ANGLE ± 0.5°
SURFACE ± 0.1
ISO 8015
ITEM TITLE
ASSEMBLY NO. SAMENSTELLINGSNR.
NAME NAAM
PATTERN NO. MACHINE NR.
ORIGINAL ROUGHNESS
ALLOWANCE ROUGHNESS
SHAP SERIES
MATERIAL MATERIAL
mm
TOLERANCE BEWERKING
SEE DERING / ORDERNR.
DATE DATUM
15-10-2003
PROJ. EUROP.
SCALE SCHAL
TL Series
NAME NAME
DATE DATUM
CLASS KLASS
QUALITY KWAL.
1 SHT. 1 OF 1 SHT.
110
A2
PROPERTY OF BARKSON NBA
TECNOTION BV
ALMELO - NEDERLAND