


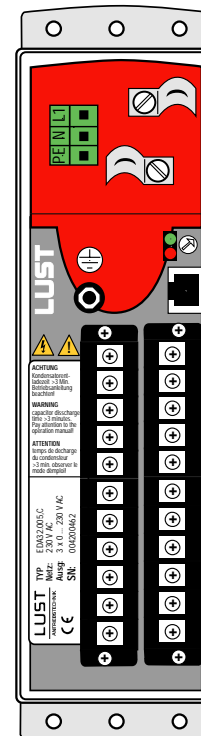
LUST-Drive ED1200 0.25 to 0.75 kW



Subject: LUST-Drive ED1200

Content

- Power terminal
- Control terminal
- Software
- Accessories



Subject: LUST-Drive ED1200

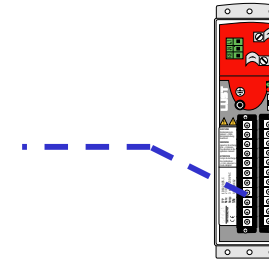
Power terminal



Functions	Note
Mains connection (1x230V +15/-20%)	<p>Integrated mains filters for observance of interference prevention.</p> <ul style="list-style-type: none">• Living area, up to 10 m cable length• Industrial area, up to 25 m cable length
Motor connection	<p>Suitable for asynchronous- and reluctance motors.</p> <ul style="list-style-type: none">• Double overload capacity for 10 sec.• Rotary field frequency 0-400 Hz.• Switch frequency of the power stage 4/8 kHz.• Minimized leakage current < 2.1 mA at up to 12 m motor cable length.• Integrated motor choke to suppress switching voltage overload when switching at inverter output.

Subject: LUST-Drive ED1200

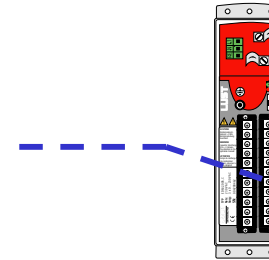
Power terminal



Functions	Note
Motor – thermistor connection (PTC)	Connection directly at the power terminals, resistor >3.4 kΩ at nominal release temperature.
EMC - concept	<ul style="list-style-type: none">• Small radiation of interference energy by sheet steel case with aluminium – zinc – surface.• EMC – screening standard.

Subject: LUST-Drive ED1200

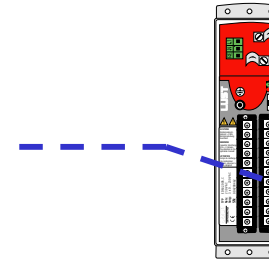
Control terminal



Functions	Note
Analog input	0-10 V, 2-10 V, 0-20 mA, 4-20 mA (10 bit resolution).
Analog output	0-10 V (10 bit resolution).
Digital inputs	4 – SPS compatible programmable inputs.
Digital outputs	2 Open – Collector – outputs active Low (controlling against mass), max. current 50 mA.
Acceptance test	CE – conform, listing to UL.
Manual	One document for hard- and software description, language German/English.

Subject: LUST-Drive ED1200

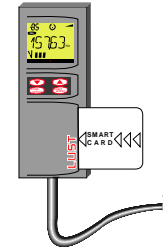
Software



Functions	Note
Control function	<ul style="list-style-type: none">• Frequency,- ramp,- characteristic- and data set switchover• Motor poti function
Control function at the base of apparent and actual current	<ul style="list-style-type: none">• Automatic load control• Slip compensation• Current-controlled startup• Dynamic drive tilt protection• Synchronisation to the running motor• Electronic motor protection

Subject: LUST-Drive ED1200

Accessories



Functions	Note
Key Pad „KP100“	Parameter setting unit with chipcard – write – and read equipment.
Chipcard memory „SC“	To secure all data.
Line choke „LR32.8“	To reduce the line reaction and the separation from the mains of class 3 and more.
Line choke „LR 32.5“	To observe der EN61000-3-2 (sinusoidal line current at max. inverter power of < 375W.
Brake chopper „BC1300“	Brake chopper with integrated brake resistor.